

# Using the Escient Vision Media Server with the Sonos Music System

---

*Version 1.0 October 30, 2008*



## Overview

This document describes how to use the Escient Vision Media Server as a Music Library source for your Sonos Music System.

## System Requirements

Your Gigabit Ethernet Vision network must be accessible to your first Sonos zone, which must be hardwired to your network. It is assumed that you have imported music to your Vision Media Server properly. For more information about loading a Vision Media Server, please refer the *Vision User's Guide*.

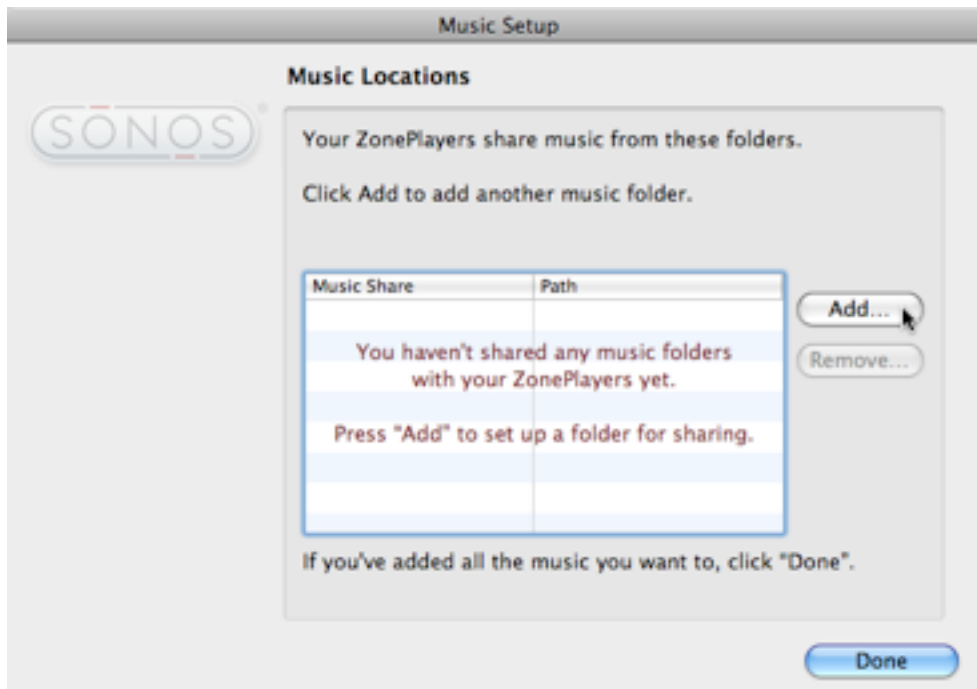
- Escient Vision server (VS or VX)
- Ethernet network
- One or more Sonos Zone Players
- One or more Sonos Controllers
- Sonos Desktop Controller Software installed on your PC or Mac (version 2.5 or later)
- Your music must be encoded/stored in a format that both Vision and Sonos can play. These formats include:
  - MP3
  - WMA
  - AAC (MPEG4)
  - Apple Lossless
  - FLAC
  - WAV

Please note that Sonos and the Vision are unable to play music that you purchase from the Apple iTunes Music Store that contain Apple's FairPlay DRM.

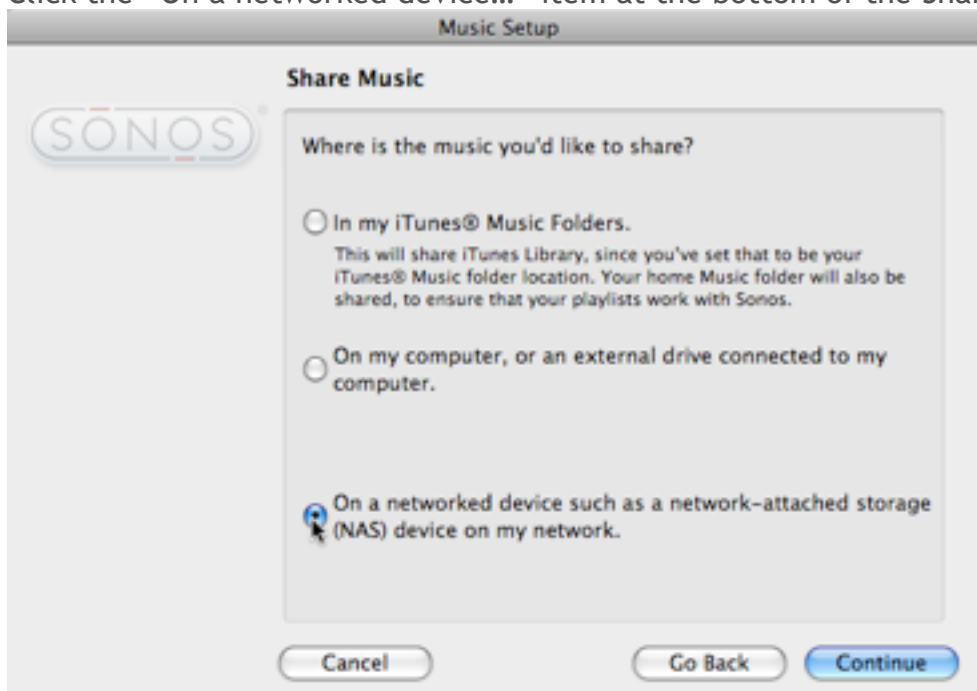
## Configuration

Follow these steps to configure your Sonos Music System to access Vision based music content.

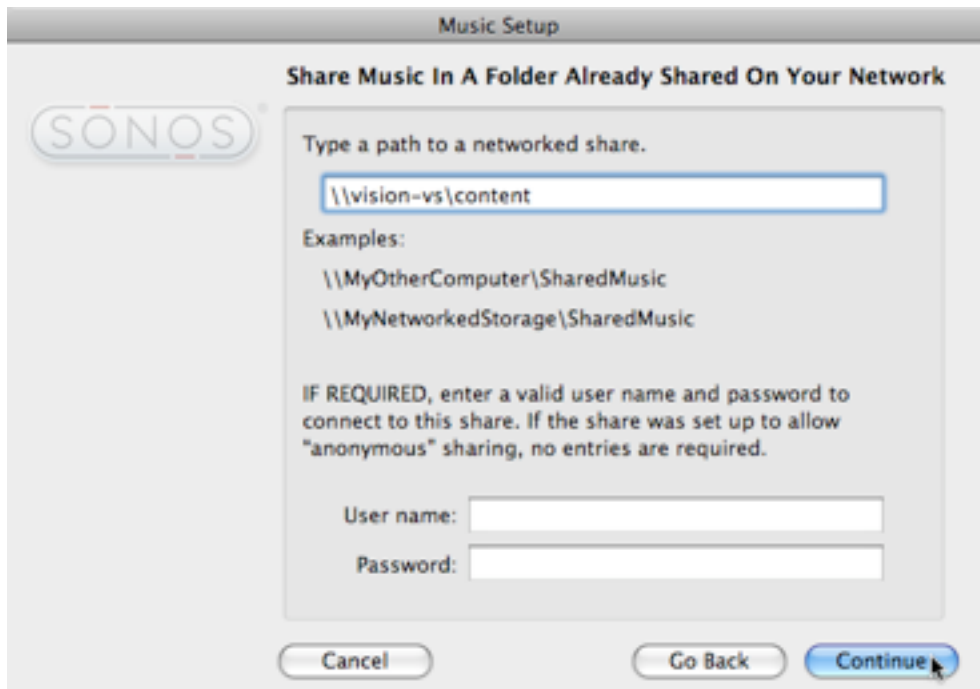
1. Open the Sonos Desktop Controller Software on your PC or Mac.
2. Select **Setup Music Library...** from the Music menu.
3. Click the **Add...** button in the Music Locations screen.



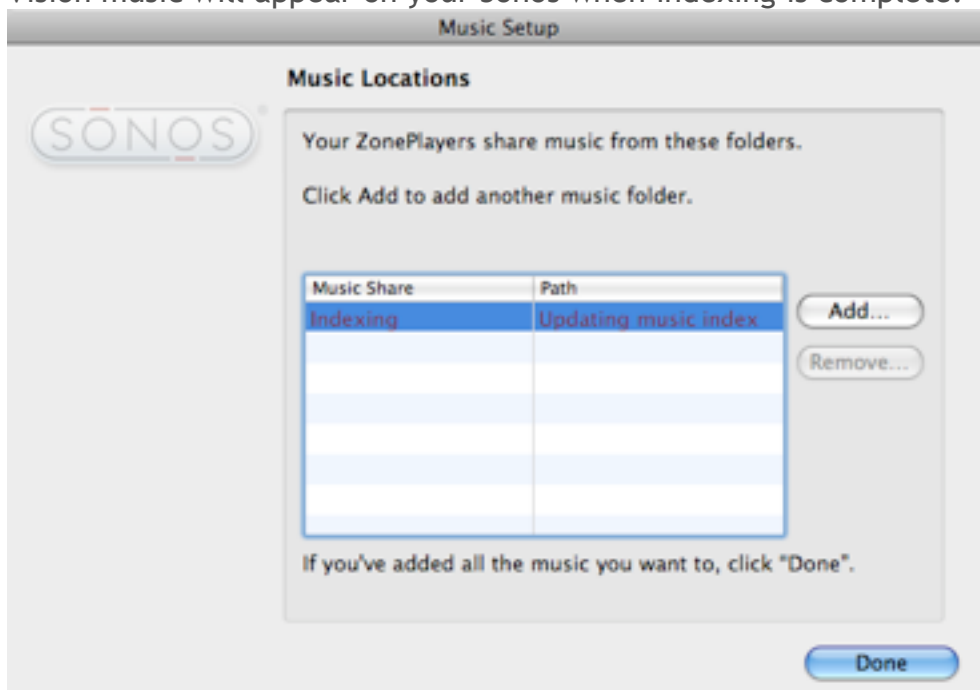
4. Click the “On a networked device...” item at the bottom of the Share Music screen.



5. Enter the path to your Vision server’s CONTENT share. By default the name of the server and share is `\\vision-vs\content`. If you changed the default name of your Vision, you’ll have to replace “`vision-vs`” with the current network name. The default name for a Vision VX server is `\\vision-vx\content`.



- Click the **Continue** button on the Share Music screen and the next screen. Sonos will now begin to index all of your music on your Vision server. You can close this window and your Vision music will appear on your Sonos when indexing is complete.



## Conclusion

Your Sonos is now configured to browse and play music from your Escient Vision system. Please note that very large collections may take several hours to index on the Sonos system.

